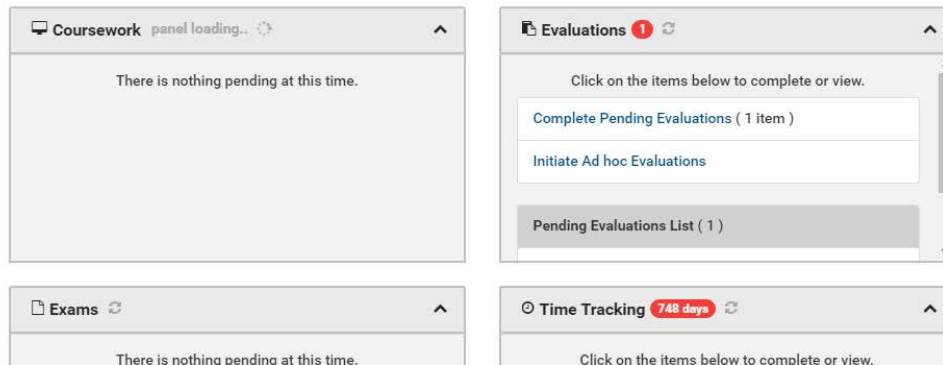


How To Update Your Contact Information

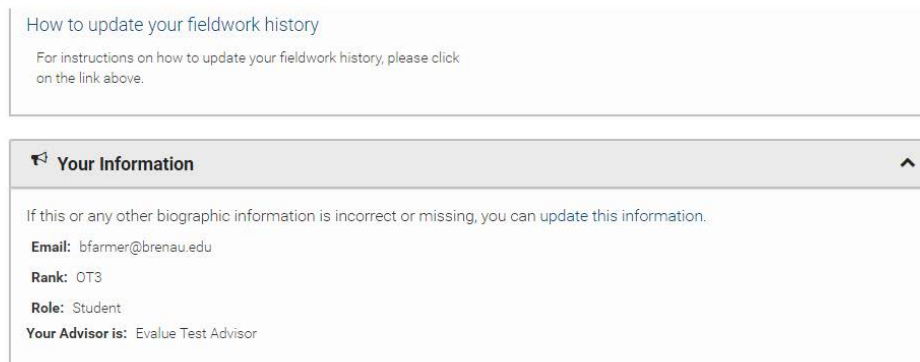
1. Log-in to www.e-value.net and ensure you are on the home screen as pictured below.



Welcome to Medhub - E*Value Jessica TestStudent - BUOT [what's new?](#)



2. Scroll to the bottom and select “update this information” as pictured below.



3. Fill in all of the appropriate fields. Note: **HOME** address is the address we will use to place you for fieldwork so that should always remain current with where you are living while attending fieldwork.

E*VALUE™ a medhub product | Brenau University Occupational Therapy Program ID:6071 | Jessica TestStudent - BUOT | Help | Favorites ▾ | My Account ▾

Home | Evaluations | Time Tracking | Learning Modules | Reports

Home Page | Other Tasks

Update Your User Information

Use this screen to update your E*Value information. Click on "Update" to save your changes.

Contact Information:

Home Address 1 :

Home Address 2 :

Home City :

Home State :

Home Zip :

Home Country :


Home Phone Number :

4. Be sure to scroll to the bottom and select “update” as pictured below.

E*VALUE™ a medhub product | Brenau University Occupational Therapy Program ID:6071 | Jessica TestStudent - BUOT | Help | Favorites ▾ | My Account ▾

Home | Evaluations | Time Tracking | Learning Modules | Reports

Home Page | Other Tasks

Describe your preferred style of supervision 

Will you need housing during your affiliation?
Please select an option... ▾

Will you have your own transportation during your affiliation?
Please select an option... ▾

Do you require any reasonable accommodation?
Please select an option... ▾

If yes, please list previous accommodations

* = required fields

Update | Cancel